



District Report Card: 2017


State: Goa	District: North Goa
Class: 3	Subject: Mathematics
Schools: 141	Students: 2995


Participation/Coverage


Students

<div>GENDER</div> <div></div>	Boys		Girls	
	Number	%	Number	%
	1554	51.89	1441	48.11

<div>AREA</div> <div></div>	Rural		Urban	
	Number	%	Number	%
	1959	65.41	1036	34.59

<div>CATEGORY</div> <div></div>	SC		ST		OBC		GEN	
	Number	%	Number	%	Number	%	Number	%
	39	1.30	118	3.94	276	9.22	2562	85.54

<div>CWSN</div> <div></div>	LD	VI	HI	S&LD	ID	Oth
	1	0	1	4	1	3

<div>Management</div> <div></div>	Government		Government-aided	
	Number	%	Number	%
	919	30.68	2076	69.32

Average Performance of Students in Mathematics (%)

Overall	Gender		Area		Management		Social Group			
	Male	Female	Rural	Urban	Govt.	Aided	SC	ST	OBC	GEN
58.44	57.52	59.42	58.54	58.24	64.77	55.63	55.04	59.44	58.04	58.48

Performance on Learning Outcomes (LOs)

Learning Outcomes	Description	Average Performance(%)
M301	Reads and writes numbers up to 999 using place value	57.55
M302	Compares numbers up to 999 based on their place values	63.67
M303	Solves simple daily life problems using addition and subtraction of three digit numbers with and without regrouping	48.44
M304	Constructs and uses the multiplication facts (up till 10) in daily life situations	52.29
M305	Analyses and applies an appropriate number operation in the situation/ context	55.86
M306	Explains the meaning of division facts by equal grouping/sharing and finds it by repeated subtraction	52.69
M309	Identifies and makes 2D-shapes by paper folding, paper cutting on the dot grid, using straight lines etc.	83.42
M311	Fills a given region leaving no gaps using a tile of a given shape	56.55
M312	Estimates and measures length and distance using standard units like centimeters or meters & identifies relationships	33.29
M317	Reads the time correctly to the hour using a clock/watch	73.32
M318	Extends patterns in simple shapes and numbers	48.96
M319	Records data using tally marks, represents pictorially and draws conclusions	79.80

Range of Performance of Students who Answered Correctly							
Below 30%		30% - 50%		50% - 75%		Above 75%	
Number	%	Number	%	Number	%	Number	%
358	11.95	711	23.74	1174	39.20	752	25.11

Lowest Performing Learning Outcomes (LOs)

- 1 - Estimates and measures length and distance using standard units like centimeters or meters & identifies relationships (33.29)
- 2 - Solves simple daily life problems using addition and subtraction of three digit numbers with and without regrouping (48.44)
- 3 - Extends patterns in simple shapes and numbers (48.96)
- 4 - Constructs and uses the multiplication facts (up till 10) in daily life situations (52.29)
- 5 - Explains the meaning of division facts by equal grouping/sharing and finds it by repeated subtraction (52.69)